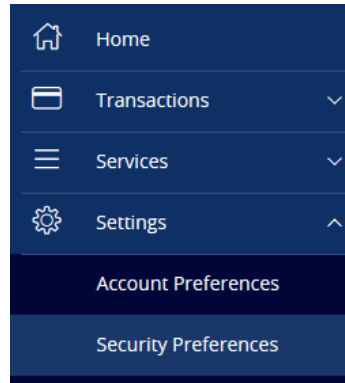


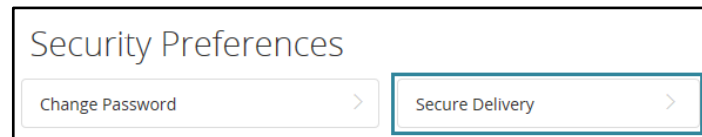
Secure Access Codes are used to validate logins to DFCU Online. Secure Access Codes can be delivered by email, text, and automated voice call. It is important to keep your Secure Access Code delivery points up to date. If you are unable to access any of your established delivery points, you may be unable to log in to DFCU Online.

Follow the steps below to update your Secure Access Code delivery points.

1. Click on Settings in the navigation menu and select Security Preferences.



2. Click on Secure Delivery.



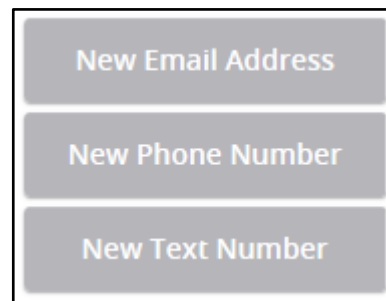
3. To edit an existing delivery point, click the pencil icon.



To delete an existing delivery point, click the trash can icon.



To add a new delivery point, select one of the available options.



4. After adding or editing a delivery point, click the Save icon to save the changes.

